PROPOSED ELEVATION 01 - CLUSTER H - SOUTH
1 : 200

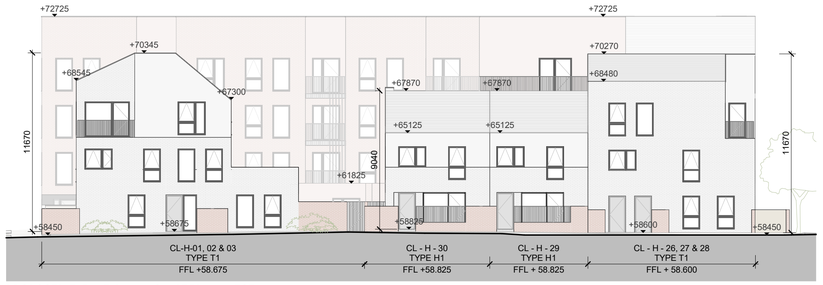

PROPOSED ELEVATION 02 - CLUSTER H - WEST
1 : 200

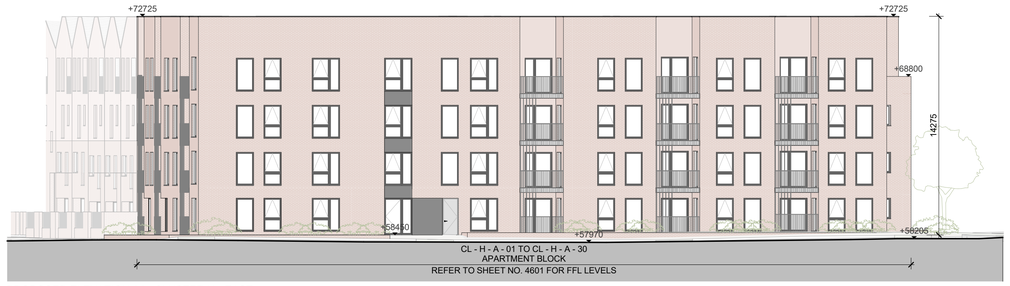

PROPOSED ELEVATION 04 - CLUSTER H - EAST
1 : 200

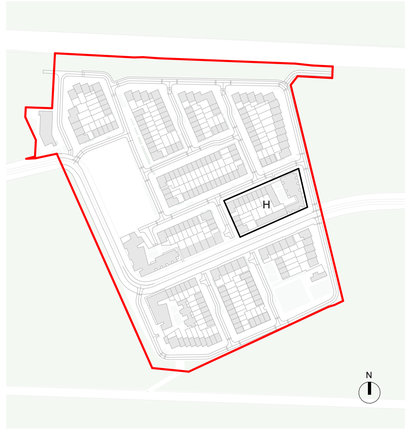

SITE LAYOUT KEY PLAN_1:4000

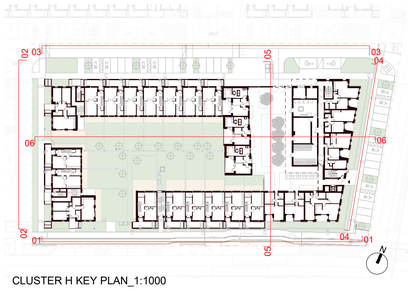

CLUSTER H KEY PLAN_1:1000

PROPOSED ELEVATION 03 - CLUSTER H - NORTH
1 : 200

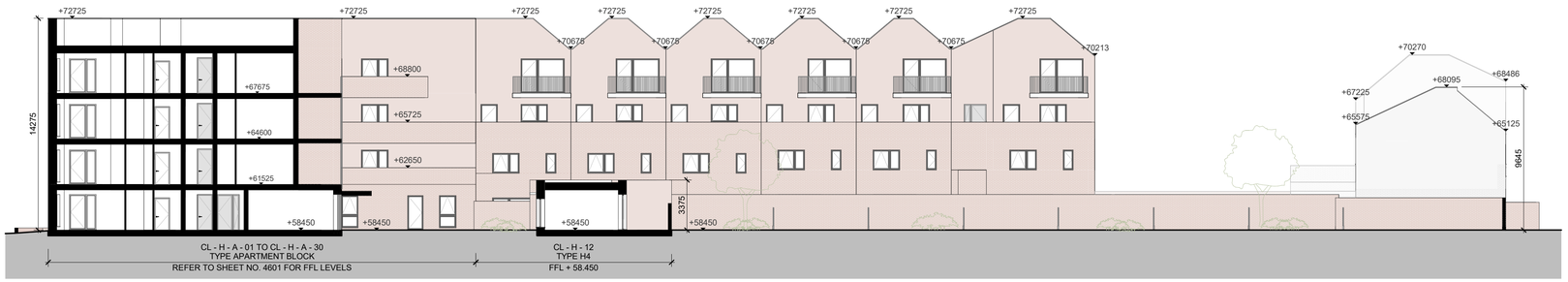

PROPOSED ELEVATION 06 - CLUSTER H - NORTH - REAR
1 : 200

PROPOSED ELEVATION 05 - CLUSTER H - EAST - REAR
1 : 200

GENERAL NOTES:

DRAWING TO BE READ WITH REFERENCE TO THE FOLLOWING ASSOCIATED DRAWINGS AND INFORMATION:

- 0000 SERIES DRAWINGS: EXISTING SITE INFO
- 1000 SERIES DRAWINGS: PROPOSED SITE LAYOUT INFO
- 2000 SERIES DRAWINGS: PROPOSED ELEVATIONS INFO
- 3000 SERIES DRAWINGS: PROPOSED SITE/ LONGITUDINAL SECTIONS
- 4000 SERIES DRAWINGS: GA DRAWINGS/ UNIT TYPES INFO
- 5000 SERIES DRAWINGS: PROPOSED MATERIALITY
- 8000 SERIES DRAWINGS: HQA AND ASSOCIATED SCHEDULE OF INFO
- ARCHITECTURAL DESIGN STATEMENT

REVISION	DATE	NOTES	REVISION	DATE	NOTES
A			F		
B			G		
C			H		
D			I		
E			J		

DRG NO:	KSG4	DTA	CH	ZZ	DR	A	2007	
PROJECT:	KISHOGE PART 10 APPLICATION							
DRAWING:	SITE 4 - PROPOSED ELEVATIONS - CLUSTER H							

SCALE:	As indicated @ A1
JOB NO:	2301-KSG 4
SERIES:	PLANNING APPLICATION
DATE:	28/03/25
DRAWN:	CF
CHECKED:	JM

DTA ARCHITECTS
ARCHITECTURE & URBAN DESIGN
12-14 COLLEGE GREEN, DUBLIN 2
T. 353 (0) 1 6777742
INFO@DTA.IE
WWW.DTA.IE

THIS DRAWING TO BE READ IN CONJUNCTION WITH RELEVANT CONSULTANTS' DRAWINGS - NOTIFY ARCHITECTS OF ANY DISCREPANCIES - CHECK DIMENSIONS ON SITE - DO NOT SCALE - USE FIGURED DIMENSIONS ONLY - COPYRIGHT RESERVED FOR DEREK TYNAN ASSOCIATES LTD. | T/A DTA ARCHITECTS